

## Preview and Verify Your Measures

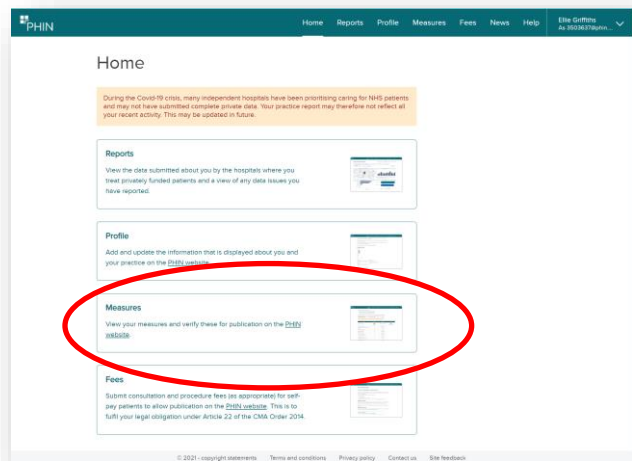
The Private Healthcare Investigation Order 2014, as amended, requires PHIN to publish performance measures both by hospital site and individual consultants. For your performance measures to be published on the PHIN website, we invite you to verify the measures through the Portal. At present, you can verify data that will allow publication of two measures, patient volume and length of stay.

Hopefully, you will have had an opportunity to review the data in 'Your Practice Report' first and reported any data issues to the hospitals where you work. If not, we recommend that you review your practice report before verifying your performance measures. For more information on this, see our help pages on the Portal.

### Accessing your measures

To log in the portal please visit: <https://portal.phin.org.uk/> and enter your username and password.

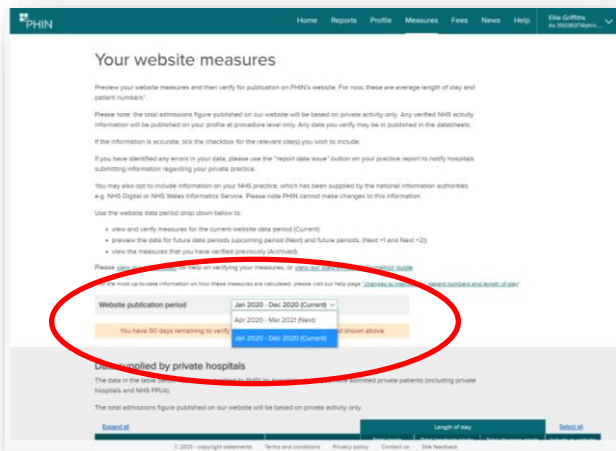
To preview and verify your measures, please click on **'Measures'** on the home page or on the menu bar.



### Website publication period

You are able to verify data for the 'Current' website publication period. This is the data period that is used to generate measures on the PHIN website.

You have the option to view your measures for a future or previous data period, please use the **'website publication period'** drop-down box provided to change the data you are viewing.



## Selecting the data to verify

To publish your measures on the website, you will need to verify your measures for the 'Current' period.

Verification of data is completed at site level. You are not able to verify by individual procedures.

The Portal will display total patient admissions by hospital site. To view this by procedure, click the '+' next to the site to view admission numbers by procedure as well as length of stay data.

Use the website data period drop down below to:

- view and verify measures for the current website data period (Current)
- preview the data for future data periods (upcoming period (Next) and future periods, (Next -1 and Next +2))
- view the measures that you have verified previously (Archived)

Please [view our short video](#) for help on verifying your measures, or [view our step-by-step information guide](#)

\*For the most up-to-date information on how these measures are calculated, please visit our help page ["choices to methods for patient numbers and length of stay"](#)

Website publication period: Jan 2020 - Dec 2020 (Current)

You have 50 days remaining to verify your measures for the website period shown above

### Data supplied by private hospitals

The data in the table below has been submitted to PHIN by hospitals where you have admitted private patients (including private hospitals and NHS FPOs)

The total admissions figure published on our website will be based on private activity only.

[Expand all](#)

Hospital	Patient numbers	Total single operative spells	Total inpatient single operative spells	Total daycase single operative spells	Length of stay	Include in website measures
Verification required - New site added	121				Shown at procedure level	<input type="checkbox"/>
Hospital 19667	+	Admissions				<input type="checkbox"/>
Verification required - New site added	11				Shown at procedure level	<input type="checkbox"/>
Hospital 21635	+	Admissions				<input type="checkbox"/>

If any of the information is incorrect, you can report data issues to the hospital from [your practice report](#)

Check this box if you are missing sites from your overall practice view

[Preview your measures](#)

© 2021 - copyright statements Terms and conditions Privacy policy Contact us Site feedback

You will then be able to see the admission numbers at procedure level as well as the number of discharges used to calculate average median length of stay and day case rate.

Where there is '0' present for a length of stay discharge, no length of stay indicator will be generated for this procedure.

The method counts only spells containing a single unique operative procedure and where one or more non-operative procedures may be present within the same spell. Non-operative procedures are commonly performed as day cases and may have little to no effect on length of stay when present in a spell containing a single operative procedure. [Click here for more information on the method used to calculate patient volume and length of stay.](#)

The data in the table below has been submitted to PHIN by hospitals where you have admitted private patients (including private hospitals and NHS FPOs)

The total admissions figure published on our website will be based on private activity only.

[Expand all](#)

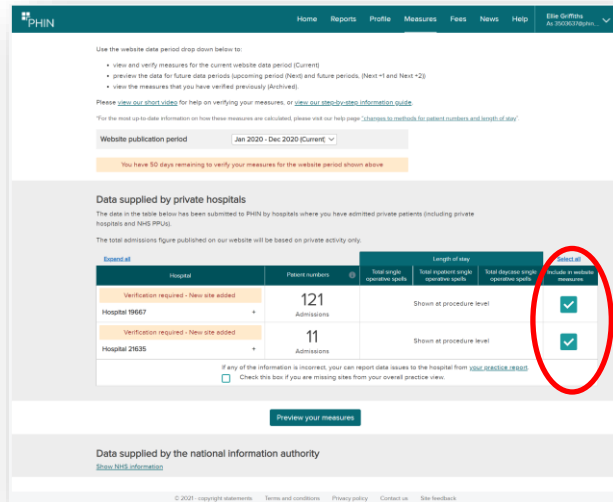
Hospital	Patient numbers	Total single operative spells	Total inpatient single operative spells	Total daycase single operative spells	Length of stay	Include in website measures
Verification required - New site added	121				Shown at procedure level	<input type="checkbox"/>
Hospital 19667	-	Admissions				<input type="checkbox"/>
Breast - nipple operation	2	0	0	0		
Breast enlargement	27	24	24	0		
Breast lift	7	2	2	0		
Breast prosthesis	33	7	7	0		
Breast reconstruction	1	0	0	0		
Breast reduction	12	10	10	0		
Brow lift	1	1	0	1		
External ear plastic surgery (pinna)	1	1	1	0		
Eye lift (blepharoplasty)	13	8	8	0		<input type="checkbox"/>
Face lift	2	0	0	0		
Labiaplasty	4	4	4	0		
Liposuction	4	2	1	1		
Mastectomy	1	0	0	0		
Reshaping of scar	2	2	1	1		
Rhinoplasty	3	3	3	0		
Skin lesion removal	7	4	2	2		
Tummy tuck (abdominoplasty)	10	4	4	0		
Other procedure	31	3	2	1		
No procedure recorded	5	0	0	0		
Verification required - New site added	11				Shown at procedure level	<input type="checkbox"/>
Hospital 21635	+	Admissions				<input type="checkbox"/>

© 2021 - copyright statements Terms and conditions Privacy policy Contact us Site feedback



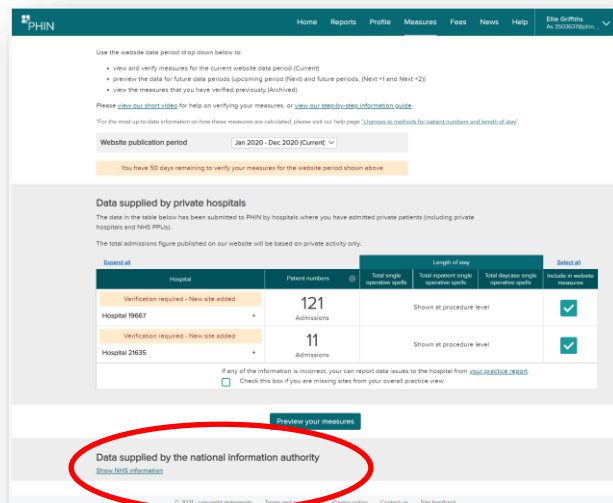
Once you are happy and would like to publish these measures on the PHIN website, please tick the boxes under 'include in website measures' to confirm your selection.

If you do not wish to include data for a specific site, please do not tick the box.



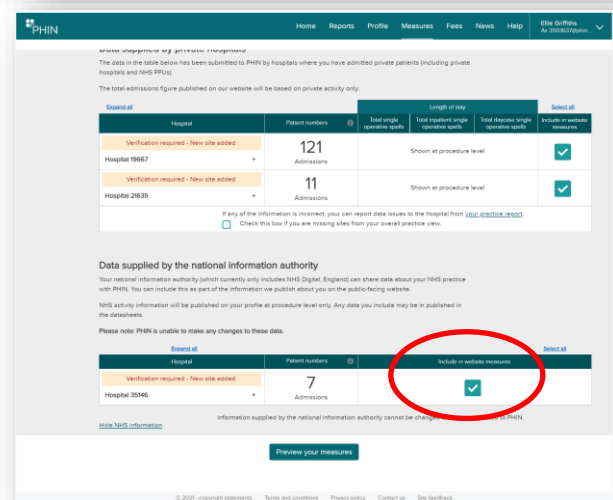
You also have the option to include your NHS data within your activity volume measure that has been submitted to PHIN by NHS Digital.

To do so, click '**Show NHS information**' to preview which site and procedures we have received NHS data for.



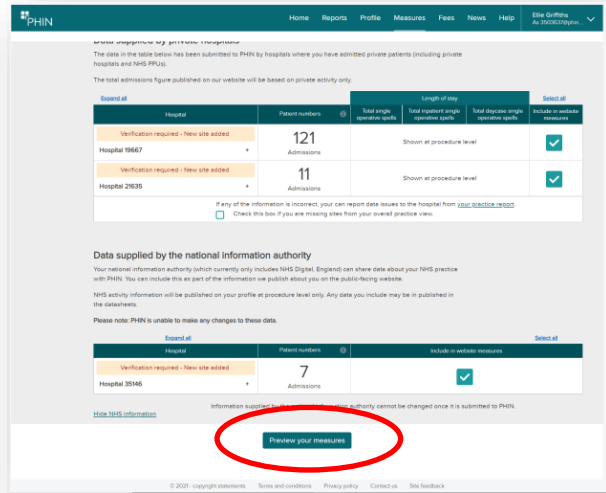
If you wish to include this data in your activity volume measure, please tick the '**include in website measure**' box to confirm your selection. Patients will be able to see your NHS activity when they undertake a procedure based search.

Please note, you will need to verify at least one site with privately funded data for your measures to appear on the website.



## Preview your measures

When you have finished selecting the sites you wish to verify for publication, you will then be able to preview this by clicking **'Preview your measures'**

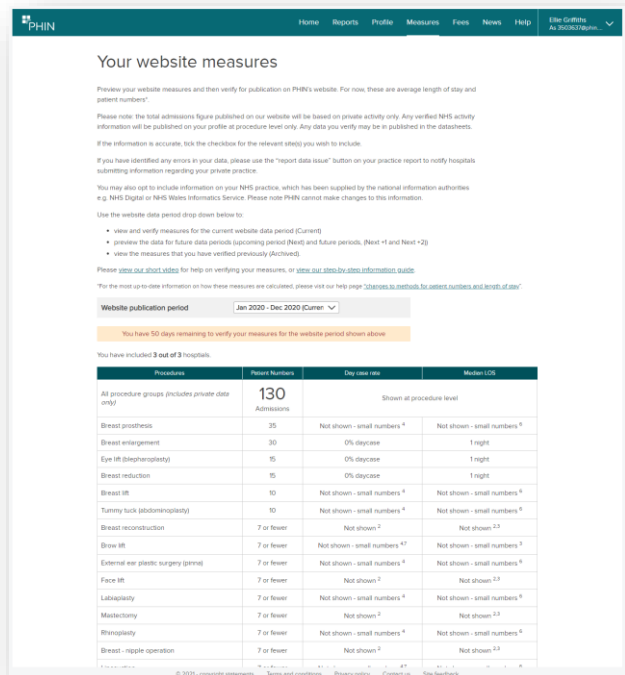


You will then see how your measures will appear on the PHIN website.

Patients will see total admissions when they search at consultant level on the PHIN website. They will also see the volume of specific procedures (private and NHS where you have verified this data) as well as the length of stay indicators when they include a procedure within their search. They will also see any volume of NHS procedures that you have verified

Please note, patient numbers are rounded to the nearest 5.

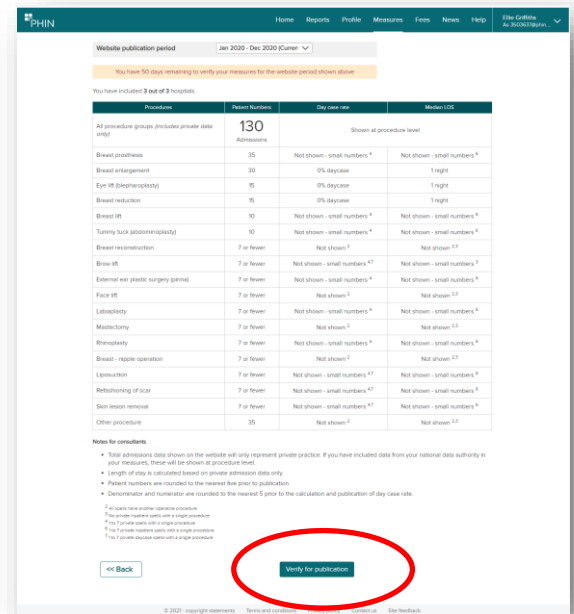
Where length of stay cannot be shown, please see footnotes provided underneath the table for more detail or [click here for more information about the method used to calculate patient volume and length of stay.](#)



## Verify your measures

Once you have previewed your measures by procedure, you can then verify these for publication by clicking **'Verify for publication'**.

You will receive notification that this will take effect within the next 24 hours.



The screenshot shows the PHIN website interface. At the top, there is a navigation bar with links for Home, Reports, Profile, Measures, Forms, News, and Help. Below the navigation bar, there is a dropdown menu for 'Website publication period' set to 'Jan 2020 - Dec 2020 (Current)'. A notification banner states 'You have 50 days remaining to verify your measures for the website period shown above'. Below this, a message says 'You have included 3 out of 3 hospitals'. The main content is a table with columns for Procedures, Patient Numbers, Day case rate, and Review LOS. The 'Patient Numbers' column shows a total of 130 admissions. The 'Verify for publication' button at the bottom right is circled in red.

Procedures	Patient Numbers	Day case rate	Review LOS
All procedure groups (private date only)	130	Shown at procedure level	
Breast mastectomy	35	Not shown - small numbers <sup>1</sup>	Not shown - small numbers <sup>1</sup>
Breast enlargement	30	0% daycase	1 night
Eye lift (blepharoplasty)	15	0% daycase	1 night
Breast reduction	15	0% daycase	1 night
Breast lift	10	Not shown - small numbers <sup>1</sup>	Not shown - small numbers <sup>1</sup>
Tummy tuck (abdominoplasty)	10	Not shown - small numbers <sup>1</sup>	Not shown - small numbers <sup>1</sup>
Breast reconstruction	7 or fewer	Not shown <sup>2</sup>	Not shown <sup>2,3</sup>
Brow lift	7 or fewer	Not shown - small numbers <sup>4,5</sup>	Not shown - small numbers <sup>4</sup>
External ear plastic surgery (pinna)	7 or fewer	Not shown - small numbers <sup>4,5</sup>	Not shown - small numbers <sup>4</sup>
Face lift	7 or fewer	Not shown <sup>5</sup>	Not shown <sup>2,3</sup>
Labiaplasty	7 or fewer	Not shown - small numbers <sup>4</sup>	Not shown - small numbers <sup>4</sup>
Mastectomy	7 or fewer	Not shown <sup>5</sup>	Not shown <sup>2,3</sup>
Rhinoplasty	7 or fewer	Not shown - small numbers <sup>4</sup>	Not shown - small numbers <sup>4</sup>
Breast - nipple operation	7 or fewer	Not shown <sup>5</sup>	Not shown <sup>2,3</sup>
Liposuction	7 or fewer	Not shown - small numbers <sup>4,5</sup>	Not shown - small numbers <sup>4</sup>
Reduction of scar	7 or fewer	Not shown - small numbers <sup>4,5</sup>	Not shown - small numbers <sup>4</sup>
Scar lesion removal	7 or fewer	Not shown - small numbers <sup>4,5</sup>	Not shown - small numbers <sup>4</sup>
Other procedure	35	Not shown <sup>5</sup>	Not shown <sup>2,3</sup>

**Notes for consultants**

- Total admissions data shown on the website will only represent private practice. If you have included data from your national data authority in your measures, these will be shown at procedure level.
- Length of stay is calculated based on private admission data only.
- Patient numbers are rounded to the nearest five prior to publication.
- Diagnoses and hospital are rounded to the nearest 5 prior to the calculation and publication of day case rate.

<sup>1</sup> All week/week end/operational procedure  
<sup>2</sup> Day case patient stays only  
<sup>3</sup> Not shown - small numbers  
<sup>4</sup> Not shown - small numbers  
<sup>5</sup> Not shown - small numbers

At the bottom of the page, there is a 'Back' button and a 'Verify for publication' button, which is circled in red in the screenshot.

If you have any questions, please contact the PHIN [Consultant Engagement Team](#).

